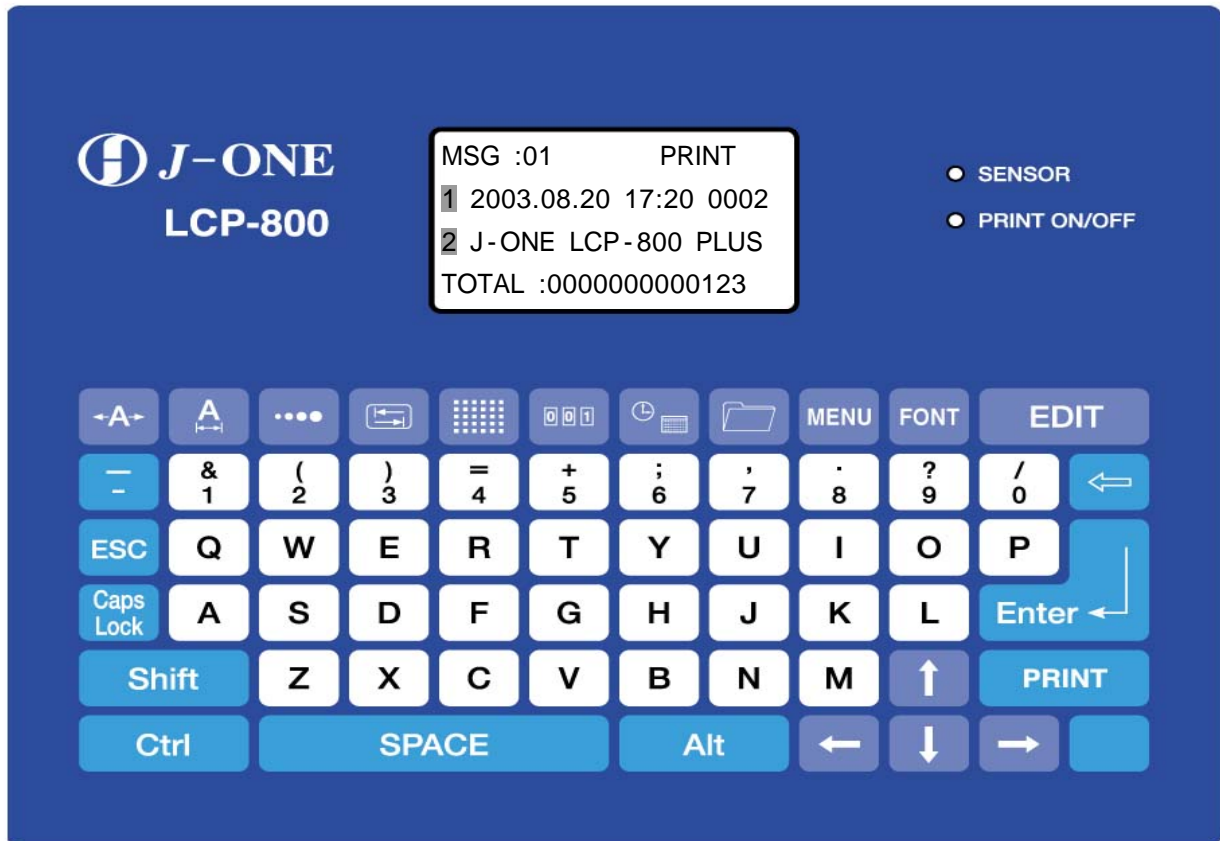


SEA MYUNG LCP-800+

< Operator's Manual >



()

<http://www.seamyung.co.kr>

T. 055) 372-1333 F. 055) 372-1332

=

=

1.

2.

3.

3. 1.

3. 2.

3. 3.

3. 4.

4. 가

5.

RS-232C Protocol Interface

Logo Edit for LCP Program



1.

() LCP-800+

LCD

()

() LP-800+

1

2

() LCP-800+

가

가

() LCP-800+

()

() LCP-800+가

() <http://www.seamyung.co.kr>

055) 372 - 1333



2.

[]

	, ()
	: 3m : 6m, 12m
	LCD Back Light
	110V or 220V / 60Hz ()
	, 가
	가
	/ , ,
	, / / , ,
	, , RS232C ,

[]

	3 ~ 45 m/min
	7 DOT 2 / 16 DOT 1
	: 7 DOT HEAD 13, 15, 20, 26 (mm) 16 DOT HEAD 20, 30, 40, 50 (mm)
	: 7 DOT HEAD 10mm - 26mm 16 DOT HEAD 20mm - 63mm
	100 / 50
	100



-

1. LP - 800+ 가 가?
2. (Ink-Line) 가?
3. (Air-line) 가?
4. 가?
5. 가 가?
6. 가?
7. (Ink-Line) 가?
8. 가?
9. 가?
10. , () , 가?
11. 가?
12. 가?
13. 가?







3.

-

Ctrl :
: Ctrl + D < >
1 : Ctrl + L < >
: Ctrl + S < >

Shift : ,

← (Back Space) :

(, , , ) :

SPACE :

^T : Ctrl "T" TOTAL-COUNT

^C : Ctrl 'C'



3. 1.

3.1.1. (PRINT ON) / (PRINT OFF)

MSG:00 1 2 : 00000000	MSG:00 1 2 : 00000000	MSG:00 1 2 : 00000000
--------------------------------	--------------------------------	--------------------------------

< > < > < >

PRINT

“ ” “ ” 가 .

PRINT

“ ” 가 “ ”

3.1.2. , , , ...

- :  가 . [00~99]

[] [: 0 0 : 0 0]

- :  가 . [00~99]


[] : 5 0





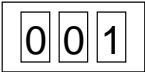
- :  가 가 . [00~99]

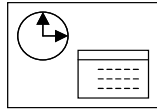
[] 

- :  SPACE - BAR 가 .

[] 

- :  .
[] 
1. : 16 .
2. : .
3. : , .

- :  Enter



02-01-01

. 2003 8 20 030820

Enter

03-08-20
00:00:10

3 25 30 152530

Enter

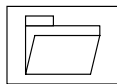
03-08-20
15:25:30

SPACE 1

03-08-20
15:25:30
: 00:00

Enter

Enter



1 2003.08.25 21:30
2 JONECO LCP-800
ESC :
Enter :
[01]

Enter

. (.)



- : FONT .
: 7 Dots

SPACE-BAR
Enter

. [7Dot / 16Dot]



3. 2.

MENU

가

, (▲, ▼)

- > 1. -----
- 2.
- 3.
- 4.
- 5.

1. ()

(0~9)
: 0

. [0~9]

2.

가

1	: 0 0
2	: 0 0

Enter



3.

- 가 가
- : ON
- : OFF 가
*** *****
가 :ON
가
: OFF
SPACE "ON" "OFF"
Enter

4.

가
: OFF
SPACE "ON" "OFF"
Enter

5.

DOWN LODE
[]



3. 3.

EDIT	
: 가	: 7
1:	
2:	
^D:	^B:
<	>

3.1.2.

: 가	: 7
1	ABCDE_
2	
^D :	^B :

:	FONT
<<	(5DOT, 7DOT, 16DOT)
<< 16 DOT	가 2 가
Ctrl + D :	
Ctrl + B :	()

1. (가) 가 Enter

가
CODE : Yy . Mm . Dd /
FORM : _
Space :

- CODE Y가 SPACE FORM:
- Y가 y
- SPACE FROM:Yy.Mm.Dd 가



- Enter

```

: 가 : 7
1 Yy.Mm.Dd
2
^D : ^B :

```

2. 가

가 Enter

```

가
CODE : Hh : Mm .
FORM : _
SPACE :

```

- CODE H가 . SPACE FORM:
- H가 h .
- SPACE FROM:Hh;Mm 가 .
- Enter

```

: 가 : 7
1 Hh : Mm
2
^D : ^B :

```

3. ()

- : ()

```

:

```

(:0001 Enter)

```

: 0001
: 9999

```



- 가 : 4. 가 Enter
Edit 가 .

```

: 가 : 7
1 0001
2
^D : ^B :
```

4.

5.

```

(2-8) : 3
' 0 '
```

- : 3 (8 가)
1 : 00:00-07:59 [A] Enter
2 : 08:00-15:59 [B] Enter
3 : 16:00-23:59 [C] Enter
- 6. 가 Enter

```

: 가 : 7
1 s
2
^D : ^B :
```

5. 가

1 365

001 - 365



- 7. 가 Enter

```

: 가 : 7
1 jjj
2
^D : ^B :

```

6. 가

- 8. 가 Enter

```

가
1. '1'
2. 'SUN'

```

```

1 1
2 SUN

```

```

**** 1 : (1: ,---7: )
2 :

```

- 1 2

```

: 가 : 7
1 1(SUN)
2
^D : ^B :

```

7. 가

. 1 = 52

- 9. 가 Enter

```

: 가 : 7
1 WW
2
^D : ^B :

```



8.

[000~999]

- 0. Enter

```

: 0 0 0

```

- 060 (60)

- 가 Enter

```

가
CODE : Yy. Mm. Dd /
FROM : _
SPACE :

```

- CODE Y가 SPACE FORM:

Y가 y

- SPACE FROM:Yy.Mm.Dd 가

- Enter

```

: 가 : 7
1 Yy.Mm.Dd
2
^D : ^B :

```

9. 가

```

가
: 0 0

```

RS-232

“*”

[RS-232]



10. 가

- C. 가 Enter

```

[
! " # $ % & ' ( ) * + , - . / ;
; < = > ? [ ] ^ _ { } | ~
SPACE : Select

```

- / / / (▲, ▼, ◀, ▶)
SPACE-BAR

- ENTER

```

: 가 : 7
1 !
2
^D : ^B :

```

4.

- EDIT

```

Enter :
Esc :
: [ 01 ]

```

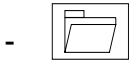
- 2

- "Enter"

- "Esc"



5.



```
1 2003.08.21 21:08 0003
2 JONECO LCP-800 SYS
ESC :
Enter :
: [01]
```

- 02

02

Enter

```
MSG 02
1 TEST PRINT
2. 1234567890
: 000000000
```



6.

1.
2.
3.
E S C :

[MENU]

가

6.

3.4.1.

PC RS-232C PC
RS-232C PC LCP-800+
Controller LCD [] 가
PC [] 가 LCP-800+
[]

3.4.2.

가

3.4.3.

가 . ENTER



4. 가

- 가
Air-System
, Air-System 가 OFF
Controller Connect Data Cable
- 가
Air-System
(
Air-System
)
- 가
- 가
가



5.

- 가 : 가
, :
, :
.
- LCD 가
ON / OFF
- LCD 가
OFF , ' Ctrl + S ' ON
'Clear System'
- OFF ON ,
OFF , ' Ctrl + S ' ON
'Clear System'

.
.
.



1 가 ,
5 , 가 A/S